



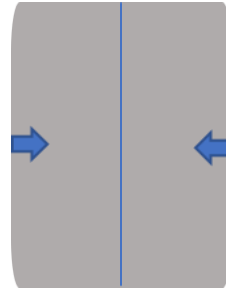
After removing your cover, lay it on a clean surface lengthwise.



Fold Each end to meet in the middle.



Repeat until you can fold each end to meet.



Fold the bottom up to the top 1/3 of the way each time and you're done!



How To Fold and Store Your Cover

Pro Tips:

Let the air completely escape after completing each fold.

When doing the last folds, use your flat hand to get a good crease and hold everything in place.

When putting the cover in the storage bag, start with getting one side in, and then pulling the bag up and around all the other sides.